

Scaled data based on original data using
LM-79-08 Approved Method: Electrical and Photometric Measurements of Solid-
State Lighting Products

Test Report Prepared for
Cooper Lighting Solutions
(formerly Eaton)

Brand: McGRAW-EDISON

Report Number: P385405

Luminaire Tested: **GWC-SA1A-722-U-SL2**

Issue Date: 3/3/2020

Test Information

Test Method: LM-79-08
Report Number: P385405
TEST IS SCALED FROM IESNA LM-79-08 TEST DATA (G2-1903-205-20)
Test Lab: INNOVATION CENTER
Issue Date: 3/3/2020
Manufacturer: COOPER LIGHTING SOLUTIONS (FORMERLY EATON)
Product Line: MCGRAW-EDISON
Catalog Number: GWC-SA1A-722-U-SL2
Description: GALLEON WALL LUMINAIRE
(1) 70 CRI, 2200K, 615mA LIGHTSQUARE WITH 16 LEDS AND TYPE II SPILL LIGHT
ELIMINATOR OPTICS
Light Source: -
Ballast/Driver: ELECTRONIC DRIVER

Summary

Lumens per Lamp: N/A
Luminaire Lumens: 3583 lumens
Efficiency: N/A
Efficacy: 105.4 lumens/watt
Luminous Opening: Rectangular (W 0.5' x L: 0.5' x H: 0')
IES Classification: Type III - Medium
BUG Rating: B1 - U0 - G2

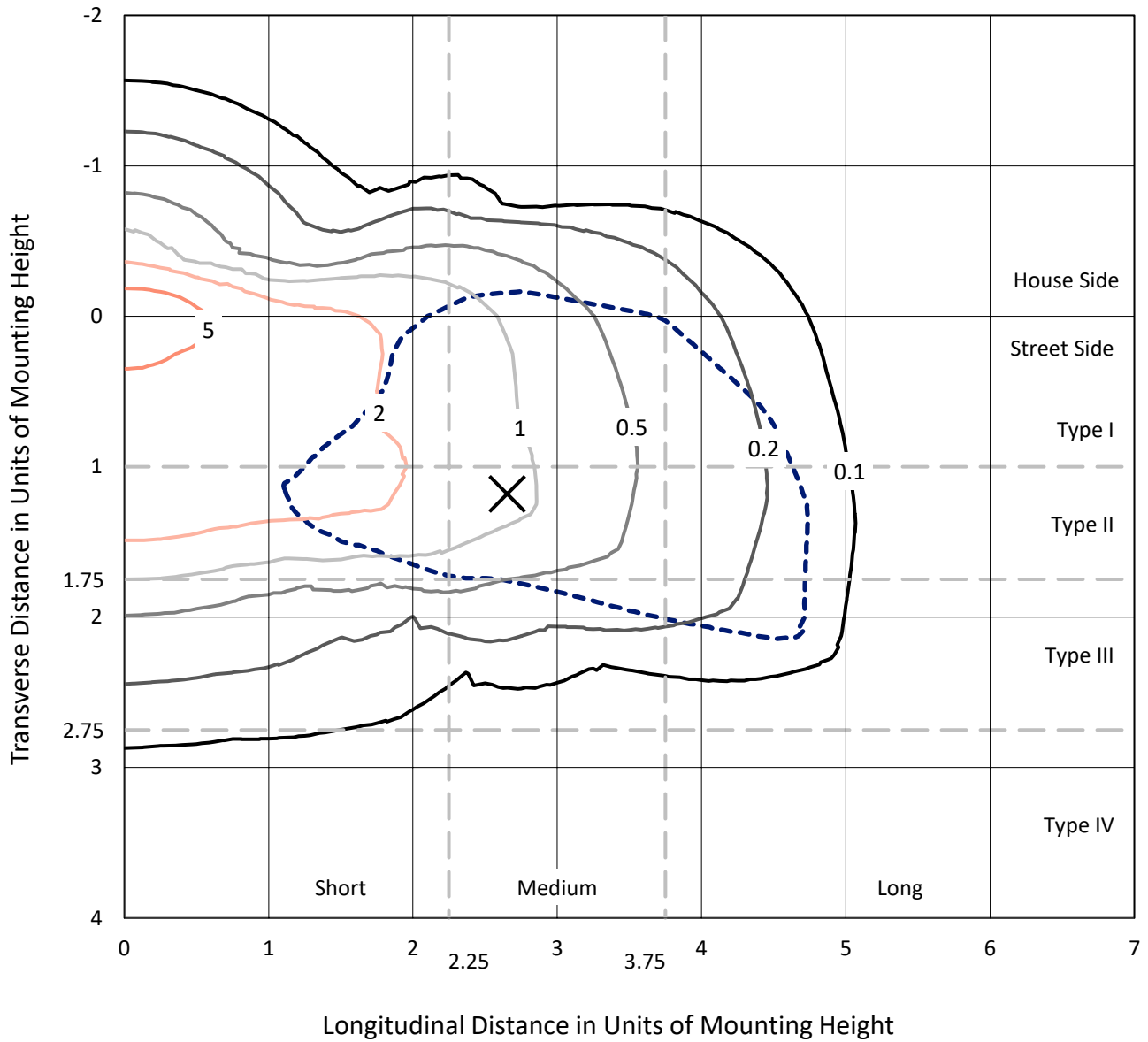
Input Watts (W): 34
Input Voltage (V): NR
Input Current (Ain): NR
Voltage Rise (V): NR
Power Factor: NR
Total Harmonic Distortion (THDi): NR
Frequency (hertz): 60
Stabilization Time: NR
Operation Time: NR
Ambient Temperature (°C): NR
Test Distance: 24 FT



REPORT NUMBER: P385405
 CATALOG NUMBER: GWC-SA1A-722-U-SL2

Iso-Footcandle Lines of Horizontal Illumination

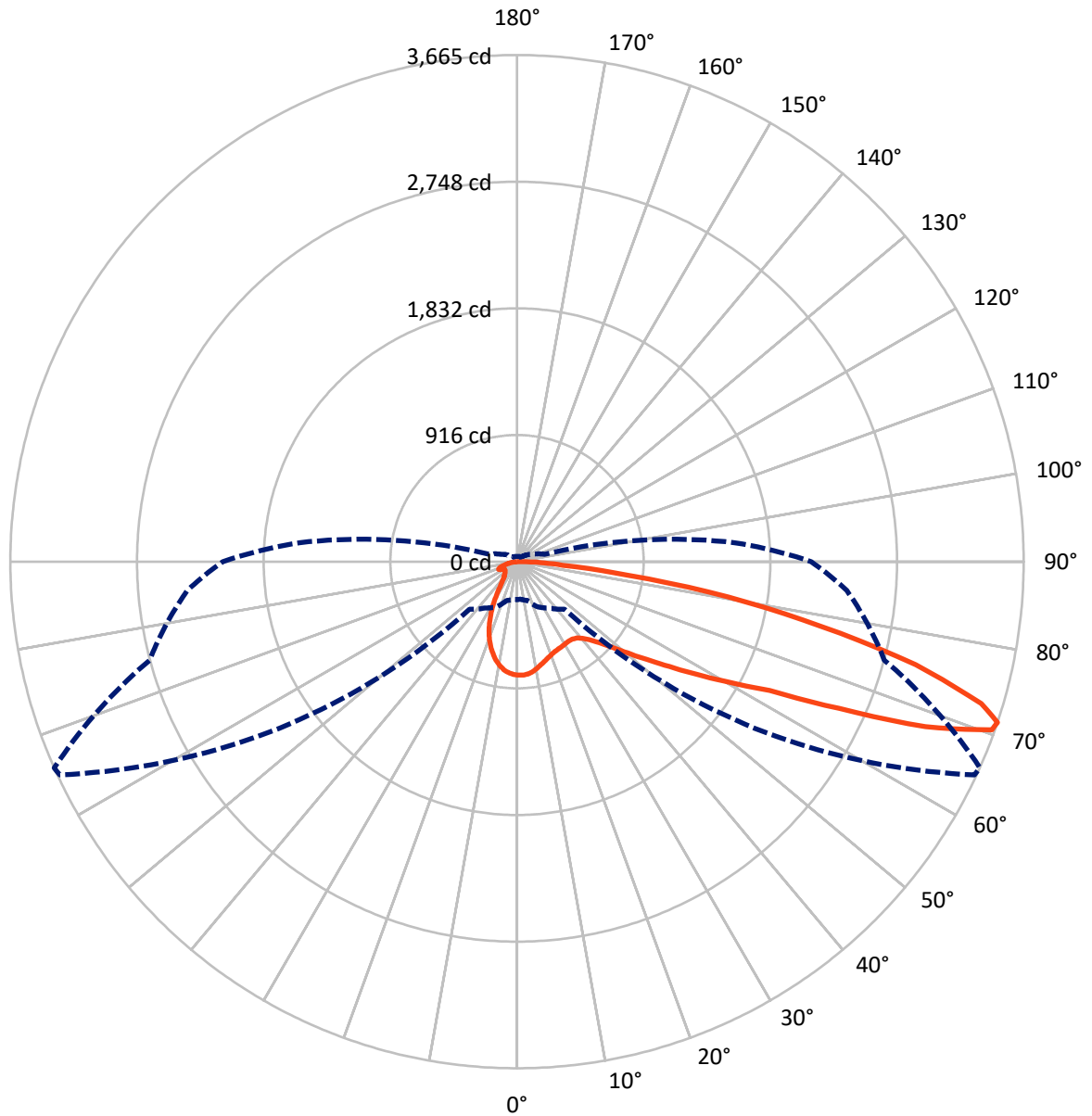
✕ Max cd
 - - - 1/2 Max cd



Based on 10 foot mounting height. Maximum calculated value = 8.2 fc
 Type III - Medium - N/A

REPORT NUMBER: P385405
CATALOG NUMBER: GWC-SA1A-722-U-SL2

Luminous Intensity Polar Plot



— Vertical Plane Through 66-Deg Lateral - - - Horizontal Cone Through 71-Deg Vertical

REPORT NUMBER: P385405

CATALOG NUMBER: GWC-SA1A-722-U-SL2

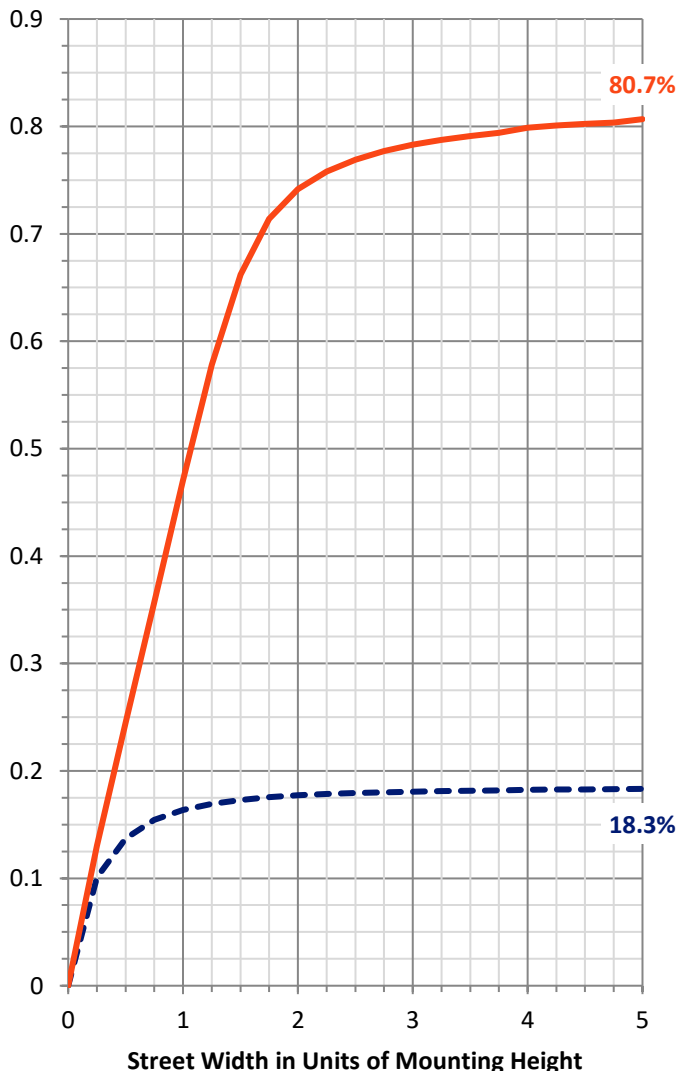
FLUX DISTRIBUTION:

		Downward	Upward	Total
House Side	Lumens	664.0	0.0	664.0
	% Fixture	18.5	0.0	18.5
Street Side	Lumens	2919.0	0.0	2919.0
	% Fixture	81.5	0.0	81.5
Total	Lumens	3583.0	0.0	3583.0
	% Fixture	100.0	0.0	100.0

ZONAL LUMENS:

Zone	Lumens	% Fixture
0°-10°	72.2	2.0
10°-20°	173.3	4.8
20°-30°	232.8	6.5
30°-40°	306.2	8.5
40°-50°	445.4	12.4
50°-60°	695.8	19.4
60°-70°	871.6	24.3
70°-80°	664.9	18.6
80°-90°	120.7	3.4
90°-100°	0.0	0.0
100°-110°	0.0	0.0
110°-120°	0.0	0.0
120°-130°	0.0	0.0
130°-140°	0.0	0.0
140°-150°	0.0	0.0
150°-160°	0.0	0.0
160°-170°	0.0	0.0
170°-180°	0.0	0.0
0°-90°	3583.0	100.0
0°-180°	3583.0	100.0

Coefficient of Utilization



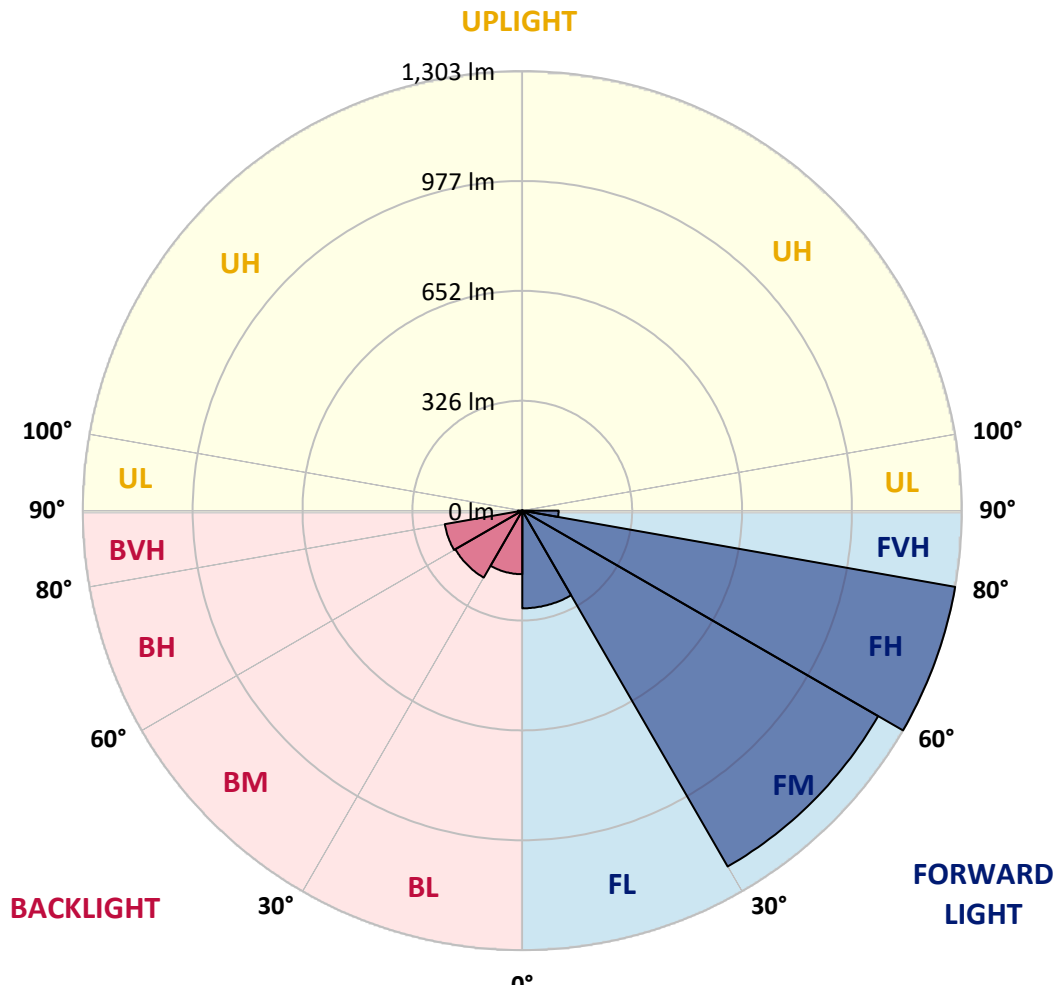
REPORT NUMBER: P385405

CATALOG NUMBER: GWC-SA1A-722-U-SL2

LUMINAIRE CLASSIFICATION SYSTEM LUMEN TABLE AND BUG RATING:

Zone	Lumens	% Fixture	Zone Rating/Lumen Limit		
			B	U	G
FL (0°-30°)	289.7	8.1			
FM (30°-60°)	1218.4	34.0			
FH (60°-80°)	1303.2	36.4			G1/1800
FVH (80°-90°)	107.7	3.0			G2/225
BL (0°-30°)	188.6	5.3	B1/500		
BM (30°-60°)	229.1	6.4	B1/1000		
BH (60°-80°)	233.3	6.5	B1/500		G1/500
BVH (80°-90°)	13.1	0.4			G1/100
UL (90°-100°)	0.0	0.0		U0/0	
UH (100°-180°)	0.0	0.0		U0/0	

BUG Rating: B1-U0-G2
 Type III Medium





REPORT NUMBER: P385405

CATALOG NUMBER: GWC-SA1A-722-U-SL2

CANDELA DISTRIBUTION (FULL):

	0°	5°	15°	25°	35°	45°	55°	65°	66°	75°	85°
0°	820.8	820.8	820.8	820.8	820.8	820.8	820.8	820.8	820.8	820.8	820.8
2.5°	805.6	804.3	808.1	811.9	813.4	815.8	819.6	821.7	821.5	821.9	820.7
5°	752.1	750.5	758.0	764.0	775.6	788.8	804.7	816.1	816.3	822.8	824.5
7.5°	701.5	700.4	709.0	718.7	732.2	752.3	778.1	802.6	804.1	821.5	827.6
10°	661.0	660.7	669.0	679.6	695.4	717.7	747.4	783.3	785.5	815.6	828.1
12.5°	629.3	629.8	637.0	649.1	665.7	689.0	721.2	761.7	765.3	806.2	825.2
15°	605.9	607.9	613.7	626.0	642.3	666.0	699.1	741.6	747.1	795.7	823.6
17.5°	592.6	594.8	598.9	609.0	624.3	647.2	678.5	725.2	730.1	787.6	823.8
20°	588.6	590.5	592.8	599.0	612.0	632.8	662.3	710.3	715.6	781.2	825.0
22.5°	596.4	597.8	598.0	597.5	605.4	622.4	650.6	699.4	705.1	777.0	825.9
25°	613.1	614.9	613.6	609.0	606.4	616.8	644.5	692.3	698.0	773.9	824.1
27.5°	638.2	638.5	637.3	631.4	619.2	617.4	642.7	688.1	693.5	770.3	820.5
30°	672.3	674.0	672.0	663.9	643.9	627.3	644.9	684.0	688.9	765.7	814.7
32.5°	712.3	716.3	716.1	707.7	679.0	649.5	654.0	681.5	685.3	760.9	807.7
35°	753.7	759.2	769.3	765.7	730.2	684.5	671.6	685.5	688.1	760.3	802.7
37.5°	796.8	802.2	823.1	832.8	791.2	734.6	699.3	699.4	700.7	767.8	802.4
40°	841.8	847.6	879.1	904.2	870.3	798.0	744.0	728.6	727.3	786.4	809.7
42.5°	904.9	910.1	947.8	979.9	958.0	879.3	805.7	773.7	770.8	822.8	833.0
45°	984.7	989.2	1029.2	1063.5	1052.3	972.1	883.3	835.6	835.1	883.4	880.4
47.5°	1079.6	1083.1	1119.1	1152.2	1156.3	1078.8	980.7	931.3	923.2	966.5	953.8
50°	1178.4	1182.3	1206.8	1242.4	1272.7	1221.7	1106.2	1048.4	1037.7	1076.3	1057.7
52.5°	1243.9	1248.9	1270.2	1315.4	1403.6	1378.3	1254.5	1190.4	1174.1	1209.2	1195.0
55°	1214.7	1226.1	1258.6	1331.0	1508.2	1617.6	1437.5	1356.1	1337.6	1366.8	1358.4
57.5°	1081.9	1097.5	1141.9	1253.6	1523.0	1828.4	1714.1	1551.2	1538.2	1529.8	1533.6
60°	839.4	854.3	909.4	1055.0	1420.4	1982.3	2130.4	1791.6	1772.8	1693.3	1696.8
62.5°	594.0	586.5	624.2	730.7	1154.2	2000.3	2604.0	2113.3	2051.4	1866.0	1850.8
65°	453.0	451.3	468.2	502.1	699.1	1784.2	2886.2	2653.9	2557.3	2069.1	2033.2
67.5°	372.2	369.1	385.8	435.2	450.2	1151.1	2892.4	3281.1	3186.2	2322.0	2244.3
70°	306.1	302.6	318.2	381.9	416.0	583.8	2434.3	3648.4	3643.3	2642.1	2403.6
71°	274.4	271.9	290.6	361.3	408.7	486.5	2101.8	3649.4	3664.6	2750.5	2394.2
72.5°	223.4	224.3	244.1	321.6	403.3	429.6	1544.7	3479.3	3511.4	2853.8	2308.7
75°	148.4	149.2	175.2	247.4	391.0	420.4	849.0	2919.5	2978.6	2791.9	2106.7
77.5°	99.7	99.5	117.2	169.7	340.7	420.4	497.8	2183.6	2248.5	2221.5	1624.1
80°	68.7	68.2	80.7	117.2	257.9	425.4	384.9	1530.3	1549.9	1199.7	660.1
82.5°	42.1	42.4	52.7	82.8	175.5	382.9	363.3	834.4	813.0	336.5	164.9
85°	24.1	24.0	33.6	56.0	112.7	323.1	354.3	359.1	329.4	101.3	59.6
87.5°	8.7	9.3	18.1	31.1	64.6	225.0	300.6	186.8	168.4	45.8	27.0
90°	0.0	0.0	0.0	0.0	0.0	0.0	0.0	0.0	0.0	0.0	0.0



REPORT NUMBER: P385405
 CATALOG NUMBER: GWC-SA1A-722-U-SL2

CANDELA DISTRIBUTION (continued):

	90°	95°	105°	115°	125°	135°	145°	155°	165°	175°	180°
0°	820.8	820.8	820.8	820.8	820.8	820.8	820.8	820.8	820.8	820.8	820.8
2.5°	819.8	820.5	819.7	814.7	810.5	803.7	799.9	794.6	793.0	792.2	794.2
5°	822.9	823.1	815.8	802.9	788.3	771.1	758.7	743.5	736.3	733.2	735.2
7.5°	825.7	824.6	808.7	783.8	756.8	726.9	700.3	675.9	661.7	655.9	656.4
10°	826.1	821.4	795.8	757.3	715.5	671.6	630.8	593.2	569.4	554.0	558.7
12.5°	822.3	814.4	776.9	723.1	665.0	605.2	550.0	493.6	459.7	444.0	444.5
15°	819.3	805.0	753.6	682.7	604.8	525.5	450.2	383.9	347.7	331.7	324.1
17.5°	816.8	794.8	726.7	637.3	533.7	433.1	342.5	283.4	263.6	258.9	256.9
20°	813.4	784.1	696.6	584.8	452.6	329.7	250.1	220.9	221.1	226.5	227.2
22.5°	808.5	771.8	664.6	525.8	365.7	240.1	196.1	187.7	196.2	206.6	208.4
25°	801.4	757.3	628.9	460.6	278.8	184.6	167.5	167.1	177.5	188.4	190.0
27.5°	791.2	738.4	589.3	390.5	205.5	156.9	150.1	152.7	160.3	168.2	168.9
30°	777.6	716.4	545.7	316.7	161.1	139.7	138.9	141.3	146.0	151.5	152.0
32.5°	762.7	694.0	499.0	245.2	137.9	130.4	131.1	132.2	134.5	136.7	137.2
35°	749.0	671.1	451.3	186.3	126.9	124.3	123.8	123.6	123.8	123.1	123.2
37.5°	740.3	652.2	401.6	148.3	120.6	119.0	117.5	115.7	113.6	112.3	112.6
40°	737.0	638.1	351.2	128.2	115.4	114.3	111.5	107.5	105.0	104.3	104.3
42.5°	745.7	630.8	302.6	118.0	111.1	109.2	104.5	100.0	98.1	98.0	97.9
45°	772.2	633.8	256.3	112.4	107.1	103.5	97.4	93.5	92.3	92.5	92.4
47.5°	819.7	652.4	216.7	108.7	103.2	98.5	91.5	88.5	87.0	87.0	87.1
50°	900.5	696.1	185.2	105.6	99.8	93.8	87.3	83.5	81.5	81.4	81.4
52.5°	1018.1	774.3	165.5	103.0	96.1	89.6	83.1	78.3	76.0	75.5	75.2
55°	1165.6	886.4	160.1	101.3	91.2	85.0	78.1	73.2	70.6	69.5	69.4
57.5°	1330.5	1022.7	170.8	99.2	86.1	79.5	72.5	67.9	65.2	63.8	63.7
60°	1497.3	1171.5	214.8	96.2	81.9	73.6	66.8	62.6	59.9	58.4	58.1
62.5°	1664.5	1328.4	304.4	96.0	78.9	67.9	61.0	57.4	54.8	53.2	52.8
65°	1853.0	1500.1	406.4	102.6	77.9	62.7	55.0	52.2	50.0	48.5	48.4
67.5°	2069.5	1693.9	396.6	116.0	81.3	58.0	49.5	47.3	45.6	44.4	44.3
70°	2171.1	1663.6	246.5	125.6	86.0	53.4	44.2	42.6	41.3	40.5	40.1
71°	2128.5	1579.6	206.7	124.4	85.5	51.5	42.1	40.8	39.6	38.8	38.5
72.5°	2012.5	1440.6	172.4	115.8	79.9	47.9	39.3	38.1	37.0	36.1	35.9
75°	1805.9	1286.6	138.1	92.5	63.7	40.5	34.5	33.2	32.3	31.8	31.3
77.5°	1327.5	918.2	106.8	73.1	46.9	33.0	29.4	28.5	27.6	26.8	26.5
80°	508.6	355.7	71.9	54.6	34.4	26.1	23.8	23.3	22.4	21.9	21.9
82.5°	136.9	106.3	38.3	33.0	23.0	19.1	18.2	17.9	17.2	16.2	16.3
85°	55.4	46.9	21.5	18.2	14.1	11.3	12.2	12.4	11.5	10.3	10.4
87.5°	24.4	19.9	12.0	8.0	6.2	4.3	5.6	5.6	5.1	4.2	3.8
90°	0.0	0.0	0.0	0.0	0.0	0.0	0.0	0.0	0.0	0.0	0.0

Signify Classified - Internal
Cooper Lighting Solutions Photometric Lab
1121 Highway 74 South
Peachtree City, GA 30269

Scaled Data Report



Report Generated By 670245982

Signify Classified - Internal
Cooper Lighting Solutions Photometric Lab
1121 Highway 74 South
Peachtree City, GA 30269

Scaled Data Report



Signify Classified - Internal
Cooper Lighting Solutions Photometric Lab
1121 Highway 74 South
Peachtree City, GA 30269

Scaled Data Report



Signify Classified - Internal
Cooper Lighting Solutions Photometric Lab
1121 Highway 74 South
Peachtree City, GA 30269

Scaled Data Report



Signify Classified - Internal
Cooper Lighting Solutions Photometric Lab
1121 Highway 74 South
Peachtree City, GA 30269

Scaled Data Report



--- HS — SS

Signify Classified - Internal
Cooper Lighting Solutions Photometric Lab
1121 Highway 74 South
Peachtree City, GA 30269

Scaled Data Report



u

Signify Classified - Internal
Cooper Lighting Solutions Photometric Lab
1121 Highway 74 South
Peachtree City, GA 30269

Scaled Data Report



Signify Classified - Internal
Cooper Lighting Solutions Photometric Lab
1121 Highway 74 South
Peachtree City, GA 30269

Scaled Data Report



(END OF REPORT)